



INVESTWELL MINT

Software for Wealth Advisors

Advisor Dashboard

YOUR LOGO

Dashboard

Settings | Feedback | FAQ | DEMO

Dashboard

Clients

Folio Lookup

Invest Online

Utilities

Transactions View

Insurance

Business Analytics

Data Management

Email Scheduler

Comprehensive Portfolio

Brokerage

Portfolio Screener

Risk Profiling

Billing



AUM

₹ 114.92 cr

Equity
27.10 cr

Non Equity
87.82 cr

No of Investor
13,379



No of SIP Investor
179



Amount of SIP per month
₹ 19.20 lac



Number of SIP
393



Business Update

This Month

View more

	Equity	Debt	Liquid	Arbitrage	Other	Total
Gross Sale	15.46 lac	1.49 cr	1.45 cr	0	37.74 lac	3.47 cr
Redemption	32.16 lac	44.99 lac	73.34 lac	8.89 lac	19.88 lac	1.79 cr
Net Sale	-16.70 lac	1.04 cr	71.44 lac	-8.89 lac	17.86 lac	1.68 cr

Compliance

Email ID Missing	12514
PAN Missing	8825

Due Tasks

Upcoming Birthdays	14
General	1
Upcoming Insurance Renewal	14
SIP Due for Maturity	1

CRM Features

- Group investors into Families
- Send invite to investors for login
- Separate portal access for RM/SB/Investors/Family
- Enable/Disable online transaction access Investor wise
- Access all clients portfolios from your Advisor/RM/SB login
- Edit Profile for clients with feature to lock details
- Personalized Investor Profile by adding their pic
- SOA Download for any Folio across all AMCs
- Enable/Disable communication for a client.
- Feature Permissions

Client Profile

One point access to clients important data and reports



Peeyush

Mobile :
9971888720

Email :
peeyush@investwellonline.com

Relationship Manager :
Raj Kumar

Family Head :
Peeyush

PAN : AYNPJ1635M
Landline no : 0124-4707474
Address : 3rd Floor, Plot No. 28
Sector 32
Gurgaon - 122003
Date of Birth : 09-01-1989
Anniversary Date : 30-09-2004

AUM : ₹ 1,27,05,458
Family AUM : ₹ 3,25,82,699
Last Portfolio Review : Not Available
Goal Amount : ₹ 50,00,000
Current SIPs : ₹ 0
Current STPs : ₹ 0
Last Purchase : 26-07-2018 (NRP)
Created Date : 05-03-2019

Reports Quick links

[Dashboard](#)[Portfolio](#)[Current Holdings](#)[Send Invitation](#)[Edit Profile](#)[Folios](#)[Recent Transactions](#)[Family Members](#)

Client Finder

Excel like filters and quick search to find families

Clients

Search

Search...

Show All Clients



Show Family Heads only

Select Investors from below to perform actions. ⓘ

<input type="checkbox"/>	Name 🔍	Family head 🔍	Created at 🔍	RM 🔍	SB 🔍	AUM 🔍	PAN 🔍	Mobile 🔍	Phone 🔍	E-Mail 🔍	Username 🔍
<input type="checkbox"/>	A S Chandrasekhar	Not Available	16-06-2015	Akhil Delhi	Akhil Delhi	₹ 2,53,651	AHMPA1979M	8288003416	1204278675	chandu.niw2203@gmail.com	chandu.niw2203
<input type="checkbox"/>	Abhijit Sengupta	Ravi Jain	08-12-2014	Ravi Jain	Ravi Jain	₹ 2,53,651	AISPS1875M	9836340861		abhijit2011@yahoo.in	abhijit2011
<input type="checkbox"/>	ABP Limited Ma	Self	12-06-2017	Anant Agarwal	Anant Agarwal	₹ 2,53,651	AABTA3485E	9831948679		tilak.bagchi@abp.in	tilak.bagch
<input type="checkbox"/>	Aditi Sarkar	Not Available	16-01-2019	Anant Agarwal	Anant Agarwal	₹ 2,53,651	ACYPG0812E	9836831672		amitava_ghosh79@gmail.com	amitava_ghosh79
<input type="checkbox"/>	Aditi Modi	Ravi Jain	17-12-2018	Anant Agarwal	Anant Agarwal	₹ 2,53,651	FQSPs5998L			aditiskr39@gmail.com	aditiskr39@gmail
<input type="checkbox"/>	Amit Lahiri	Self	17-02-2016	Akhil Delhi	Akhil Delhi	₹ 2,53,651	ACYPM4866B	9830009612	03324251769	chandu.niw2202@gmail.com	chandu.niw2202@gmail

Client Portfolio Reports

- Family Portfolio- Check updated Family Portfolio.
- Applicant Portfolio- Check updated Applicant wise Portfolio
- Portfolio Summary - XIRR% for since inception/specific period
- Allocation Analysis - By Fund/By Scheme/By Category/ By Sector/ By Holding / By Applicant - Net Worth and its composition
- Capital Gain Unrealized - Plan your redemption
- Capital Gain Realized - with Indexation & Grandfathering
- Last Transaction- Check your last 10 Purchase/Sell Transactions which you have done.
- SIP Report – Details of latest SIPs.

Portfolio Valuation

Asset Allocation and Portfolio for currently held units in all products in 1 report

AMIT KISHORE

New Delhi,
anuj@investwellonline.com

InvestWell Demo

3rd Floor, Plot no. 28 Sector 32
Gurgaon -122003
Email: anuj@investwellonline.com



Portfolio Valuation Summary

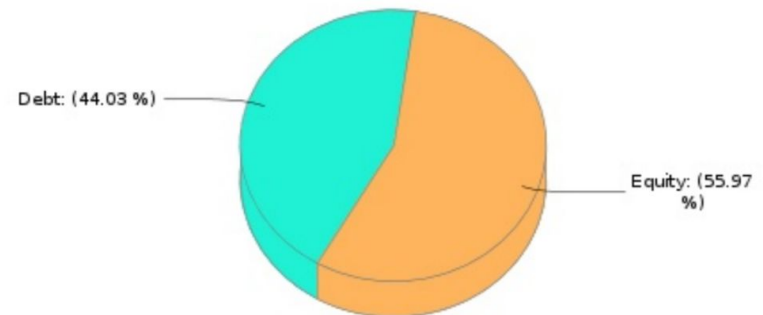
As on 08-07-2020

Relationship Manager
VED
ved@investwellonline.com
9971888719

Allocation By Category	Current Value	Allocation (%)
Debt	16,61,536	44.03
Equity	21,12,045	55.97
Total:	37,73,581	100.00

Allocation By Applicant	Current Value	Allocation (%)
AMIT KISHORE	27,22,539	72.15
MADHAV	10,51,042	27.85
Total:	37,73,581	100.00

Category Allocation



Tons of Report option to suit the type of Investor you are presenting to.
Save the settings that your clients like as default and send in Bulk every month through Email scheduler

Dashboard

Report

Portfolio Valuation

Portfolio Summary

Allocation Analysis

Capital Gain Realized

Capital Gain Unrealized

Redemption Simulation

Transactions

Insurance

My SIP's

My Folios

Goal Planner

Invest Online

My Documents

Risk Profiling

Report / Portfolio Valuation

Report Configuration

View Type:

☐ On Screen

☐ XLS

☒ PDF

☐ Email

Report Type :

☐ Category

☐ Sub-Category

☒ Transaction

Choose Product :

☒ Mutual Fund

☒ Share & Bond

☒ Fixed Deposit

☒ Other Assets

Filter:

Investor :

All

Fund :

All

Scheme :

All

CAS Data :

Include

Category :

All

Sub Category :

All

Report as on date :

31-07-2020

Holding Period :

All

Data options :

☒ Merge SIP, STP, Div Reinvest

☒ Investment snapshot since inception

☒ SIP Summary

☒ Insurance List

Allocation sections include :

☒ Fund

☒ Scheme

☒ Category

☒ Sub Category

☒ Investor

☒ Holding

☒ Sector

☒ Equity Market Cap

Columns Include :

☒ Purchase NAV

☒ Purchase Value

☒ Current NAV

☒ Gain

☒ Holding Days

☒ Absolute Return

☒ CAGR

Save Settings

Quick view with grouped SIP transactions for concise yet informative reporting

Mutual Fund										
Purchase Date	Transaction Type	Balance Units	Purchase NAV	Purchase Value	Current Value	Dividend	Gain	Abs. Return (%)	Holding Days	CAGR (%)
Tata - Infrastructure Fund (G) Total:				30,000.00	57,106.96	0.00	27,106.94	90.36	4,930	4.83
Tata - Infrastructure Fund (G) (Folio: XXXXXX)										
Avg Purchase NAV: 39.3050, Current NAV: 46.1830, Balance Units: 2,544.2250										
25-01-2008	Purchase	2,544.2250	39.3050	1,00,000.00	1,17,500.45	0.00	17,500.45	17.50	4,575	1.29
Tata - Infrastructure Fund (G) Total:				1,00,000.00	1,17,500.45	0.00	17,500.45	17.50	4,575	1.29
Equity: Thematic Total:				1,30,000.00	1,74,607.41	0.00	44,607.39	34.31	4,657	2.16
GEETABEN PRABHUDAS VITHLANI Total:				1,55,000.00	2,51,661.24	0.00	96,661.19	62.36	4,617	3.33
(PAN: XXXXXX)										
Debt: Banking and PSU										
LIC - Banking & PSU Debt Fund (G) (Folio: XXXXXX)										
Avg Purchase NAV: 26.6210, Current NAV: 26.9100, Balance Units: 450.7500										
SIP		450.7500	26.6210	11,999.60	12,129.59	0.00	129.99	1.08	33	12.62
LIC - Banking & PSU Debt Fund (G) Total:				11,999.60	12,129.59	0.00	129.99	1.08	33	12.62
Debt: Banking and PSU Total:				11,999.60	12,129.59	0.00	129.99	1.08	33	12.62
Debt: Low Duration										
LIC - Savings Fund (G) (Folio: XXXXXX)										
Avg Purchase NAV: 29.5210, Current NAV: 30.4690, Balance Units: 1,275.7570										
22-11-2019	Purchase	5.6140	28.8190	161.79	171.05	0.00	9.26	5.73	256	8.26
25-11-2019	Purchase	17.3390	28.8370	500.00	528.31	0.00	28.30	5.66	253	8.27
24-02-2020	Purchase	17.0820	29.2710	500.00	520.47	0.00	20.47	4.09	162	9.46
26-03-2020	Purchase	51.8970	28.9030	1,500.00	1,581.26	0.00	81.28	5.42	131	15.84
24-07-2020	Purchase	32.8520	30.4380	999.95	1,000.97	0.00	1.01	0.10	11	3.41
03-08-2020	Purchase	328.2560	30.4620	9,999.50	10,001.70	0.00	2.20	0.02	1	8.36
	SIP	822.7170	29.1720	24,000.00	25,067.53	0.00	1,067.53	4.45	169	9.86
LIC - Savings Fund (G) Total:				37,661.24	38,871.30	0.00	1,210.06	3.21	120	10.03
Debt: Low Duration Total:				37,661.24	38,871.30	0.00	1,210.06	3.21	120	10.03
Equity: ELSS										
Axis - Long Term Equity Fund (G) (Folio: XXXXXX)										
Avg Purchase NAV: 44.5790, Current NAV: 44.9020, Balance Units: 381.3410										
09-10-2017	Purchase	12.7520	39.2080	500.00	572.60	0.00	72.61	14.52	1,030	4.92
05-03-2018	Purchase	12.2990	40.6530	500.00	552.26	0.00	52.27	10.45	883	4.20
09-07-2018	Purchase	11.3570	44.0260	500.00	509.96	0.00	9.96	1.99	757	0.96
13-08-2018	Purchase	11.1660	44.7800	500.00	501.38	0.00	1.37	0.27	722	0.14

Portfolio Valuation

Current holdings CAGR with customizable Grouping order

Report / Portfolio Valuation

AMIT KISHORE ▾

+ Report Configuration

Investor ▾	Folio ▾	Scheme ▾	Purchase NAV ▾	Purchase Value ▾	Current NAV ▾	Current Value ▾	Balance Units ▾	Dividend/Interest ▾	Gain ▾	Holding Days ▾	Absolute Return (%) ▾	CAGR (%) ▾
Total			57,83,821		63,07,050		350		5,23,578	1146	9.05	2.35
AMIT KISHORE	9915896/78	ICICI Pru - Long Term Equity Fund (G) Direct	365.7997	2,00,503	387.1000	2,12,177	548.1200	0	11,675	932	5.82	2.24
AMIT KISHORE	9915896/78	ICICI Pru - Long Term Equity Fund Reg (G)	323.9000	500	360.3300	556	1.5440	0	56	1138	11.25	3.48
AMIT KISHORE	91076888333	Axis - Long Term Equity Fund (G)	51.8416	500	46.1096	445	9.6450	0	-55	179	-11.06	-21.25
AMIT KISHORE	91034525995	Axis - Multicap Fund (G)	10.0000	1,00,000	12.1300	1,21,300	10,000.0000	0	21,300	1001	21.30	7.29
AMIT KISHORE	91026089076	Axis - Long Term Equity Fund (D)	21.6427	500	19.5256	451	23.1020	199	150	1435	30.07	6.92
AMIT KISHORE	91015715096	Motilal Oswal - S&P 500 Index Fund Reg (G)	10.0000	1,00,000	11.4234	1,14,234	10,000.0000	0	14,234	111	14.23	54.90
AMIT KISHORE	91013132375	Motilal Oswal - Large and Midcap Fund Reg (G)	10.0000	40,000	9.4460	37,784	4,000.0000	0	-2,216	305	-5.54	-6.59
AMIT KISHORE	8210973/37	ICICI Pru - Long Term Equity Fund Reg (G)	338.8736	1,90,001	360.3300	2,02,032	560.6860	0	12,030	1001	6.33	2.26
AMIT KISHORE	8209868/54	ICICI Pru - Long Term Equity Fund Reg (G)	332.9824	2,10,092	360.3300	2,27,347	630.9420	0	17,255	1032	8.21	2.83
AMIT KISHORE	7777843/15	ICICI Pru - Long Term Equity Fund Reg (D)	23.4500	500	17.1700	366	21.3220	151	17	1120	3.33	1.07
AMIT KISHORE	7730699/21	ICICI Pru - Long Term Equity Fund (G) Direct	305.2601	3,32,500	387.1000	4,21,643	1,089.2360	0	89,143	1377	26.81	6.50
AMIT KISHORE	577309666991	UTI - Transportation & Logistics (G)	93.8754	6,000	87.2523	5,577	63.9150	0	-423	457	-7.06	-5.68
AMIT KISHORE	489156043171	Nippon India - Retirement Fund Wealth Creation S...	11.8998	25,500	11.1196	23,828	2,142.8860	0	-1,672	841	-6.56	-2.90

Portfolio Summary

Realised and Unrealised returns together in a folio and check the overall XIRR%.

Use this report to see Returns in a specific Period.



Report / Portfolio Summary



+ Report Configuration

Folio	Investor	Scheme Name	Purchase (₹)	Switch In (₹)	Div Reinvest (₹)	Redemption (₹)	Switch Out (₹)	Balance Units (₹)	Purchase Outstanding (₹)	Current Value (₹)	Realized Gain (₹)	Unrealized Gain (₹)	Absolute Return (₹)	XIRR Return (₹)
Total			28,04,236	16,36,878	1,16,031	10,84,650	16,36,877		18,35,848	17,05,010	12,68,232	-1,30,838	25.61	9.5
10	AASi	Aditya Birla SL - Tax Relief 96 Fund ELSS Reg (D)	0	1,50,119	0	0	0	950	1,50,119	1,25,921	17,926	-24,198	-4.18	-1.8
10	AASi	Aditya Birla SL - Savings Fund Ret (D) (D)(Susp)	2,60,000	0	18,584	18,607	2,60,000	0	0	0	19,559	0	7.52	8.2
10	AASi	Aditya Birla SL - Frontline Equity Fund Reg (D)	0	2,60,000	0	0	0	13,061	2,60,000	2,90,207	2,45,949	30,207	106.21	13.3
10	AASi	Aditya Birla SL - Low Duration Fund (D) (D)	1,49,900	0	290	0	1,50,119	0	0	0	219	0	0.15	2.4
10	AASi	Aditya Birla SL - Savings Fund Reg (D) (D)	952	0	21	973	0	0	0	0	21	0	2.20	7.2
26	AASi	DSP - Ultra Short Fund Reg Plan (D) (D)	2,60,000	0	4,122	2,12,500	51,627	0	0	0	4,127	0	1.59	7.6
26	AASi	DSP - Top 100 Equity Reg Fund (D)	0	51,627	0	0	0	2,542	51,627	40,470	48,325	-11,157	71.99	9.0
40	AASi	Nippon India - Low Duration Fund (D) (D)	2,99,800	0	2,902	857	3,00,000	2	1,801	1,804	2,858	3	0.95	5.2
40	AASi	Nippon India - Multi Cap Fund (D)	0	2,52,500	0	0	0	11,085	2,52,500	2,40,844	2,28,328	-11,656	85.81	12.3
40	AASi	Nippon India - Tax Saver (D)	0	3,00,000	0	0	0	15,818	3,00,000	2,24,317	85,494	-75,683	3.27	1.0
40	AASi	Nippon India - Low Duration Fund Ret (W) (D) (Susp)	2,60,000	0	20,576	28,216	2,52,500	0	0	0	32,386	0	12.46	7.2

Portfolio Summary PDF

P K Gupta

AYNPJ1635M
3rd Floor, Plot No. 28 Sector 32 ,
Gurgaon, Haryana, India - 122003
harish@investwellonline.com

InvestWell Demo

anuj@investwellonline.com
9971888720



Portfolio Summary

From Inception to 13-08-2019

Scheme	Purchase	Switch In	Dividend Reinvest	Redemption	Switch Out	Div Payout	Balance Units	Current NAV	Current Value	Gain	XIRR (%)
P K Gupta (PAN: AYNPJ1635M)											
Equity: Large Cap											
Edelweiss - Large Cap Fund (G) [Folio - 3001018448]	0.00	5,000.00	0.00	0.00	0.00	0.00	144.592	34.8100	5,033.25	33.25	0.58
Equity: Mid Cap											
Edelweiss - Mid Cap Fund Reg (G) [Folio - 3001018448]	0.00	53,855.80	0.00	0.00	1,71,408.58	0.00	-1,210.585	24.7090	-29,912.34	87,640.44	23.62
Debt: Liquid											
Edelweiss - Liquid Fund Reg (G) [Folio - 3001018448]	0.00	1,71,406.86	0.00	0.00	14,998.58	0.00	69.529	2,448.4950	1,70,241.42	13,833.14	7.43
Equity: Large and Mid Cap											
Edelweiss - Large and Mid Cap Fund Reg (G) [Folio - 3001018448]	35,000.00	0.00	0.00	0.00	43,855.80	0.00	-0.000	30.0830	-0.00	8,855.80	4.34
Applicant Total :	35,000.00	2,30,262.66	0.00	0.00	2,30,262.96	0.00			1,45,362.33	1,10,362.63	12.71
Mukesh (PAN: AGGPP4904L)											
Hybrid: Dynamic Asset											
HDFC - Balanced Advantage Fund (G) [Folio - 0341537/63]	1,17,500.00	48,000.00	0.00	1,10,319.73	0.00	0.00	646.350	190.1840	1,22,925.43	67,745.16	11.34
Debt: Low Duration											
HDFC - Low Duration Fund (M) (D) [Folio - 0341537/63]	4,90,000.00	0.00	39,635.90	4,27,419.57	1,02,000.00	7,830.05	0.000	10.1830	0.00	47,249.62	7.44
HDFC - Low Duration Fund (M) (D) [Folio - 0342487/09]	4,90,000.00	0.00	22,258.39	5,11,679.95	0.00	0.00	0.000	10.1830	0.00	21,679.95	7.09
Equity: Multi Cap											
HDFC - Equity Fund (G) [Folio - 0341537/63]	1,84,000.00	0.00	0.00	0.00	0.00	0.00	410.234	630.6760	2,58,724.74	74,724.74	10.41
DSP - Equity Fund Reg (G) [Folio - 0345731/93]	86,000.00	0.00	0.00	37,854.00	50,000.49	0.00	2,087.762	38.5300	80,441.47	82,295.96	15.10

Capital Gain Summary

This report indicates the Profit or Loss that you have already made, actual and indexed for your tax man. It includes the Grandfathering of Long Term Equity Gains. Realised Gains & Losses and disallowed losses due to dividend stripping - Handle with care!

Short Term Equity										
Folio	Scheme	Last Purchase Date	Purchase Amount (A)	Units Sold	Last Sell Date	Sell Amount (B)	Actual Capital Gain (B-A)	Disallowed Loss U/s 94(7) (C)	Taxable Capital Gain (B-A+C)	STT
2707861/70	DSP - Equity Fund Reg (G)	14/06/2017	34,000.04	1,006.231	03/07/2017	35,486.01	1,485.98	0.00	1,485.98	0.35
1422867/78	IDFC - Multi Cap Fund Reg (G)	21/02/2018	34,000.48	402.338	13/03/2018	35,641.09	1,640.61	0.00	1,640.61	0.36
6088125/46	ICICI Pru - Value Discovery Fund (G)	15/06/2017	34,000.07	255.818	03/07/2017	34,838.49	838.42	0.00	838.42	0.35
7773825105	Mirae - Asset Large Cap Fund Reg (G)	12/02/2018	34,000.04	818.606	13/03/2018	35,583.74	1,583.70	0.00	1,583.70	0.36
Short Term Equity Total :			1,36,000.62			1,41,549.33	5,548.71	0.00	5,548.71	1.42

Long Term Equity											
Folio	Scheme	Last Purchase Date	Purchase Amount (A)	Purchase Amount as on 31/01/2018	Cost of Acquisition (B)	Units Sold	Last Sell Date	Sell Amount (C)	Actual Capital Gain (C-A)	Taxable Capital Gain (C-B)	STT
90711632892	Axis - Long Term Equity Fund (G)	02/07/2014	99,999.99	1,79,233.99	99,999.99	4,237.180	03/07/2017	1,55,702.81	55,702.82	55,702.82	1.56
Long Term Equity Total :			99,999.99	1,79,233.99	99,999.99			1,55,702.81	55,702.82	55,702.82	1.56

Capital Gain Detail

Long Term Equity

Purchase Date	Tran Type	Purchase Price	Purchase Amount (A)	Prices as on 31/01/2018	Adjusted Purchase Price	Purchase Amount as on 31/01/2018	Units Sold (C)	Sell Date	Tran Type	Sell Price	Sell Amount (D)	Actual Capital Gain (D-A)	Taxable Capital Gain	Days	STT
Aditya Birla SL - Frontline Equity Fund Reg (D) (Folio: 1014816419)															
11/11/2008	SIP	13.4000	2,000.00	28.5100	13.4000	4,255.23	149.254	30/09/2016	SELL	27.3900	4,088.07	2,088.06	2,088.06	2881	0.04
22/12/2008	SIP	13.7500	2,000.01	28.5100	13.7500	4,146.92	145.455	30/09/2016	SELL	27.3900	3,984.01	1,984.01	1,984.01	2840	0.04
21/01/2009	SIP	12.7400	2,000.00	28.5100	12.7400	4,475.67	156.986	30/09/2016	SELL	27.3900	4,299.85	2,299.84	2,299.84	2810	0.04
24/02/2009	SIP	12.5300	2,000.00	28.5100	12.5300	4,550.68	159.617	30/09/2016	SELL	27.3900	4,371.91	2,371.91	2,371.91	2776	0.04
23/03/2009	SIP	13.1000	2,000.00	28.5100	13.1000	4,352.68	152.672	30/09/2016	SELL	27.3900	4,181.69	2,181.68	2,181.68	2749	0.04
21/04/2009	SIP	14.9900	2,000.00	28.5100	14.9900	3,803.86	133.422	30/09/2016	SELL	27.3900	3,654.43	1,654.43	1,654.43	2720	0.04
21/05/2009	SIP	19.3200	2,000.01	28.5100	19.3200	2,951.36	103.520	30/09/2016	SELL	27.3900	2,835.41	835.41	835.41	2690	0.03
22/06/2009	SIP	19.9300	2,000.00	28.5100	19.9300	2,861.01	100.351	30/09/2016	SELL	27.3900	2,748.61	748.62	748.62	2658	0.03
21/07/2009	SIP	21.0000	2,000.00	28.5100	21.0000	2,715.24	95.238	30/09/2016	SELL	27.3900	2,608.57	608.57	608.57	2629	0.03
31/07/2009	DIR	20.0100	1,794.78	28.5100	20.0100	2,557.18	89.694	30/09/2016	SELL	27.3900	2,456.72	661.94	661.94	2619	0.02
21/08/2009	SIP	20.2100	2,000.00	28.5100	20.2100	2,821.38	98.961	30/09/2016	SELL	27.3900	2,710.54	710.54	710.54	2598	0.03
22/09/2009	SIP	22.3200	2,000.01	28.5100	22.3200	2,554.67	89.606	30/09/2016	SELL	27.3900	2,454.31	454.30	454.30	2566	0.02
21/10/2009	SIP	22.8600	2,000.00	28.5100	22.8600	2,494.31	87.489	30/09/2016	SELL	27.3900	2,396.32	396.33	396.33	2537	0.02
23/11/2009	SIP	23.4200	2,000.00	28.5100	23.4200	2,434.67	85.397	30/09/2016	SELL	27.3900	2,339.02	339.03	339.03	2504	0.02
21/12/2009	SIP	23.1400	1,999.99	28.5100	23.1400	2,464.12	86.430	30/09/2016	SELL	27.3900	2,367.32	367.33	367.33	2476	0.02
21/01/2010	SIP	23.9900	2,000.00	28.5100	23.9900	2,376.82	83.368	30/09/2016	SELL	27.3900	2,283.45	283.45	283.45	2445	0.02
29/01/2010	DIR	20.5300	3,634.92	28.5100	20.5300	5,047.81	177.054	30/09/2016	SELL	27.3900	4,849.51	1,214.59	1,214.59	2437	0.05
22/02/2010	SIP	20.8300	1,999.99	28.5100	20.8300	2,737.39	96.015	30/09/2016	SELL	27.3900	2,629.85	629.86	629.86	2413	0.03

Capital Gain ITR Summary

Short Term Debt

5(bi) Cost of Acquisition	5(ia) Full Value of Consideration	5c Taxable Capital Gain
50.06	50.06	0.00

Long Term Debt

Cost of Acquisition	9(bi) Cost of Acquisition with Indexation	9(ia) Full Value of Consideration	9c Taxable Capital Gain
51.06	55.41	51.06	-4.36

Short Term Equity

2(bi) Cost of Acquisition	2(ia) Full Value of Consideration	2(ic) Taxable Capital Gain
61,849.65	63,847.90	1,998.25

Long Term Equity

4biA Cost of Acquisition	4bi Cost of Acquisition with Grandfathering	4a / 4biB2 Full Value of Consideration	4c Taxable Capital Gain
19,950.09	19,950.09	22,826.95	2,876.86

Mutual Fund - ELSS	Mutual Fund - Dividend	Mutual Fund - TDS
3,60,000.00	1,533.05	3,60,000.00

Note : Column heading references are given as per ITR2 form.

Capital Gain Unrealized

When you need some money for the things that money can buy, you need to make a redemption of some Mutual Fund Units. Your portfolio review or the asset rebalancing may require a Switch to be made from one scheme to another.

In such a case, before selling or switching out you need to know how much will be your Taxable Capital Gain if you were to sell as per current rules.

This Unrealized Capital Gain provided by InvestWell provides data of currently held schemes. It is categorised into:

1. ELSS Scheme Units which are Locked (Held for less than 3 yrs, which you cannot sell)
2. ELSS Scheme Units which are available for Sell / Switch (Held for more than 3 yrs)
3. Short Term Equity - Units of Equity Taxation schemes, that are held less than 1 year.
4. Long Term Equity - Units of Equity Taxation schemes that are held for 1 year or above. We display the Taxable Gain after Grandfathering as per the IT law.
5. Short Term Debt - Units of Debt taxation schemes, held for less than 3 years.
6. Long Term Debt - Units of Debt taxation schemes, held for 3 or more years. The Inflation adjusted, Taxable gain is shown here.

Capital Gain Unrealized

Report / Capital Gain Unrealized

SUDHA BALAJI



SUDHA BALAJI



Category	Purchase Cost (₹)	Adjusted Cost (₹)	Current Value (₹)	Disallowed Loss (₹)	Taxable Capital Gain (₹)	Dividend (₹)	CAGR (%)
ELSS Locked	9,000.01	0	12,777.95	0	3,777.95	0	12.84
ELSS UnLocked	1,30,003.07	2,12,011.09	2,33,640.58	0	21,629.49	0	14.04
Short Term Debt	84,164.73	0	89,938.99	0	-1,90,061.01	0	6.47
Short Term Equity	2,16,378.45	0	2,20,258.95	0	3,880.39	0	3.24
Long Term Equity	9,43,983.56	10,47,202.42	9,98,379.75	0	-48,822.67	0	2.63

Capital Gain Unrealized

SUDHA BALAJI



Drill Down

Category : Long Term Equity x » Folio/Scheme : 7847360/14 /HDFC - Mid Cap Opportunities Fund (G) x Clear All x

Purchase Date	Type	Purchase Price (₹)	Purchase Amount (₹)	Price As on 31/01/18 (₹)	Adjusted Purchase Price (₹)	Cost of Acquisition (₹)	Balance Units (₹)	Current Price (₹)	Current Value (₹)	Actual Capital Gain (₹)	Taxable Capital Gain (₹)	Holding Days
Total		0	34,991.42	0	0	69,293.45	0	0	69,128.12	34,136.65	-165.32	1588
10-01-2012	STI	14.0030	402.80	58.6330	54.4520	1,566.31	28.7650	54.4520	1,566.31	1,163.51	0	2731
10-01-2013	STI	18.9680	400.76	58.6330	54.4520	1,150.46	21.1280	54.4520	1,150.46	749.70	0	2365
10-02-2012	STI	15.9020	431.85	58.6330	54.4520	1,478.75	27.1570	54.4520	1,478.75	1,046.90	0	2700
10-04-2012	STI	16.4170	581.95	58.6330	54.4520	1,930.21	35.4480	54.4520	1,930.21	1,348.26	0	2640
10-04-2013	STI	17.0190	509.96	58.6330	54.4520	1,631.60	29.9640	54.4520	1,631.60	1,121.65	0	2275

Capital Gain Unrealized - PDF

SOLUTIONS PVT LTD

in

Capital Gain Statement Summary of Unrealized Capital Gain

Ltd.

As on 30-05-2019

P0 VASANT

Short Term Debt

Scheme	Purchase Amount (A)	Balance Units	Current Value (B)	Actual Cap Gain (B-A)	Disallowed Loss (C)	Taxable Cap Gain (B-A+C)	Dividend	CAGR
HDFC - Low Duration Fund (G) [Folio: 7847360/14]	80,000.00	2,141.935	84,820.41	4,820.41	0.00	4,820.41	0.00	7.81
Short Term Debt Total :	80,000.00		84,820.41	4,820.41	0.00	4,820.41	0.00	7.81

Long Term Debt

Scheme	Purchase Amount (A)	Purchase Amount(Inflation) (B)	Balance Units	Current Price	Current Value (C)	Actual Cap Gain (C-A)	Taxable Cap Gain (C-B)	Dividend	CAGR
HDFC - Low Duration Fund (G) [Folio: 7847360/14]	4,795.88	4,932.9020	130.978	39.6000	5,186.72	-1,94,813.28	253.81	0.00	7.86
Long Term Debt Total :	4,795.88	4,932.90			5,186.72	-1,94,813.28	253.81	0.00	7.86

Transactions

Filter by RM, Sub Broker, Client, Fund, Scheme, Amount and Transaction Type. Download as Excel.

Report Configuration:

20/08/2017

-

20/08/2017

GO

Asset class :

☒ Mutual Fund

☐ Share & Bond

☐ Fixed Deposit

☐ Other Assets

Filter:

Select User

Fund

Scheme

Select

Select

Select

Category

Sub category

ARN

EUIN

Select

Select

Select

Enter EUIN

RTA

Folio

Amount

Select

Enter Folio

Minimum Amount

Max amount

Transaction Type

☒ All Purchase

☐ Purchase

☐ SIP

☐ STI

☐ Div Reinvest

☐ Div Reinvest

☐ Bonus

☒ All Sell

☐ Sell

☐ STO

☐ SWP

☐ Switch Out

☐ Div Payout

View type

☒ On screen

☐ XLS

Apply


Transactions




View total Purchase and Sell amount.

Purchase (Lumpsum, Switch in, SIP, Div Reinvest)						
Date ↕	Scheme Name ↕ 🔍	Folio ↕	Investor Name ↕	Transaction Type ↕	Price	Amount ↕
Total						10,000.00
07-09-2019	SBI - M Balanced Fund Reg (D)	13519523	Tanusree Chakrabarty	Systemetic	51.9356	10,000.00
07-09-2019	Axis - Focused 25 (D)	465586	Sunil Jain	Systemetic	17.8201	10,000.00
07-09-2019	Franklin - Asian Equity Fund (G)	23675432	Sunil Jain	Systemetic	54.0553	10,000.00
07-09-2019	ICICI Pru - Balanced Advantage Fund	65443211	Sunil Jain	Switch	34.5155	10,000.00
07-09-2019	SBI - DFS 90D 78 (G) Direct	5324231	Sunil Jain	Switch	25.8949	10,000.00
07-09-2019	SBI - Emerging Business Fund Reg (G)	13519523	Tanusree Chakrabarty	Purchase	67.3640	10,000.00
07-09-2019	SBI - M Balanced Fund Reg (D)	13519523	Tanusree Chakrabarty	Purchase	31.8742	10,000.00
07-09-2019	Axis - Focused 25 (D)	465586	Sunil Jain	Purchase	51.0024	10,000.00
07-09-2019	SBI - Emerging Business Fund Reg (G)	13519523	Tanusree Chakrabarty	Systemetic	71.6393	10,000.00
Sell (Redemption, Switchout, Div payout,)						
Date ↕	Scheme Name ↕ 🔍	Folio ↕	Investor Name ↕	Transaction Type ↕	Price	Amount ↕
Total						90,000.00
07-09-2019	SBI - M Balanced Fund Reg (D)	13519523	Tanusree Chakrabarty	Systemetic	51.9356	10,000.00
07-09-2019	Axis - Focused 25 (D)	465586	Sunil Jain	Systemetic	17.8201	10,000.00
07-09-2019	Franklin - Asian Equity Fund (G)	23675432	Sunil Jain	Systemetic	54.0553	10,000.00



Transactions

Enter Shares, Bonds, Fixed Deposits, PMS and any Other Assets. All will be reflected in the Portfolio report.

 Transactions View





- Report Configuration:

 20/08/2017 - 20/08/2017 

Asset class : ☐ Mutual Fund ☒ Share & Bond ☐ Fixed Deposit ☐ Other Assets


Filter:

 Select User 

Transaction Type

☒ Purchase ☒ Bonus ☒ Interest ☒ Dividend ☒ Sell

View type ☒ On screen ☐ XLS



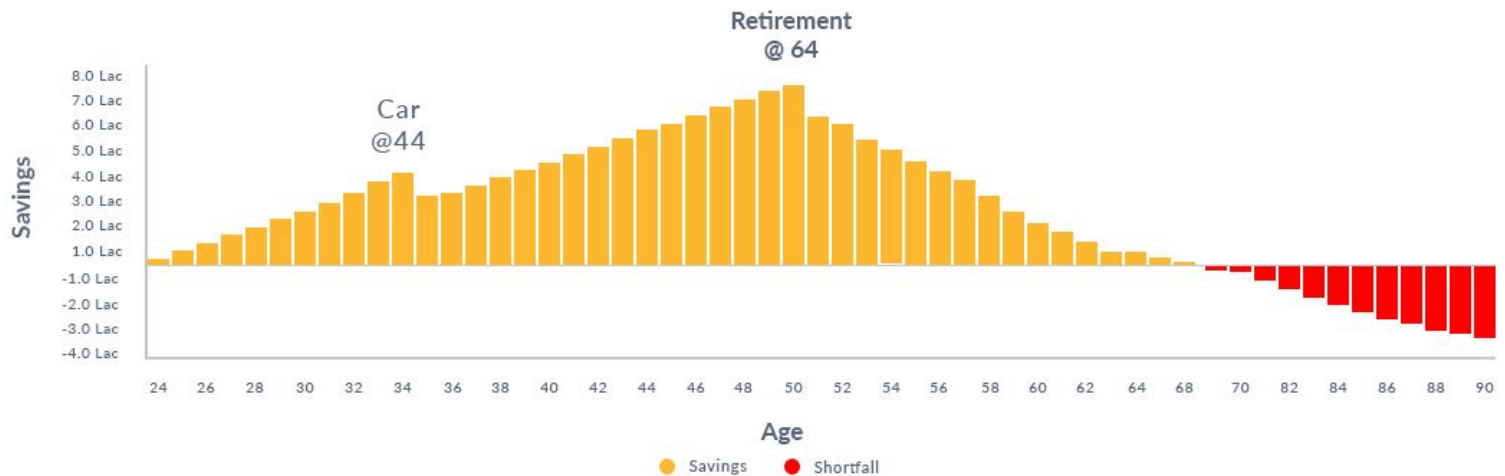
Goal Planning



Goal Planning

See your Entire Life cash flow simulation based on your Income, Expenses and Goals.

Rahul Sharm, 24 yr old, Retire @ 60 



Goal Maker

Map Fund

Goal Tracker

Choose from Created Goals



Education
(1)



Marriage
(1)



Vacation
(2)



General
(1)

Assign any asset to Goals

Goal Name

Education - College

Target Year : 26/08/2017



Invest Lumpsum

₹1,25,351



Invest SIP

₹12,535



Target Value

₹1,25,35,115



Mutual Fund Share & Bond **Fixed Deposit** Other Assets Insurance

Client	Allotment date	Fixed Deposit scheme	Rate of Interest (%)	Period	Maturity date	Current Value	Available (%)	Allocation (%)
Amit Gupta	22-02-2054	Mahindra Finance FD Scheme (MMFSL)	10% (Yearly)	22-02-2054	22-02-2054	11,301	50	50
Amit Gupta	22-02-2054	Bajaj Finserv FD	5% (Quarterly)	22-02-2054	22-02-2054	0	0	0
Amit Gupta	22-02-2054	PNB Housing FD	8% (Half yearly)	22-02-2054	22-02-2054	167,992	25	25
Amit Gupta	22-02-2054	Shriram Transport Finance FD	7% (Yearly)	22-02-2054	22-02-2054	457,823	0	0
Amit Gupta	22-02-2054	ICICI Home Finance FD	5% (Quarterly)	22-02-2054	22-02-2054	0	0	0
Bhanu Bhai Patel	22-02-2054	Sundaram Finance Company FD	10% (Half yearly)	22-02-2054	22-02-2054	37,908	52	52
Bhavesh Ramesh	22-02-2054	Hawkins Pressure Cooker FD	5% (Yearly)	22-02-2054	22-02-2054	0	0	0
Amit Gupta	22-02-2054	HDFC FD	8% (Half yearly)	22-02-2054	22-02-2054	0	0	0
Amit Gupta	22-02-2054	SBI FD	7% (Quarterly)	22-02-2054	22-02-2054	171,106	10	10
Amit Gupta	22-02-2054	Bajaj Finserv FD	5% (Yearly)	22-02-2054	22-02-2054	298,133	25	25

Goal Planning - PDF

- Goal Summary
- Allocation of Existing Investment to Goal
- Current Goal Plan - with Shortfall, Required Lumpsum or SIP

Goal Report

Name : Peeyush

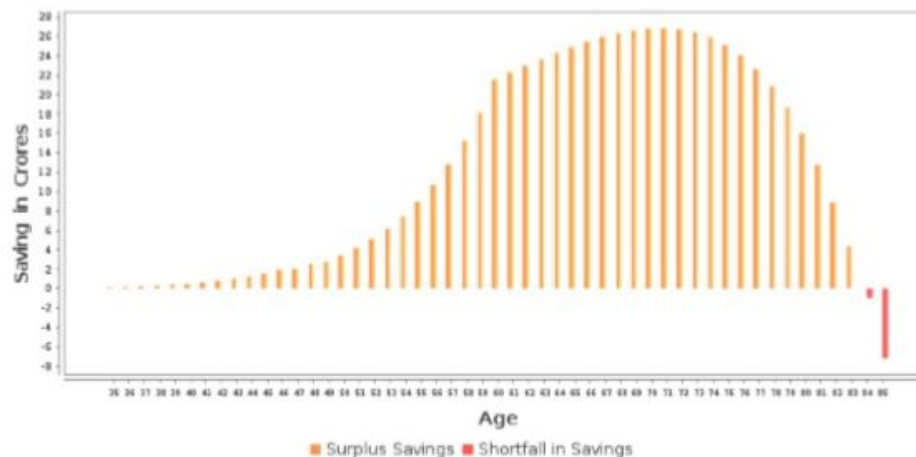
PAN : AYNPJ1635M

Mobile : 9971888720

Email : peeyush@investwellonline.com



Goal Summary



Allocation of Existing Investments to Goals

Goal	Goal Required At	Time Left	Future Cost	Status
Retirement	30-12-2045	25	5,45,05,627.20	Achieved
Vehicle	30-12-2029	9	7,40,122.14	Not Achieved
Vacation	30-12-2025	5	12,65,319.02	Not Achieved
Education	30-12-2034	14	27,01,415.26	Not Achieved
Education	30-12-2032	12	33,30,147.01	Achieved

Current Goal Plan

Goal	Allocated Amount	Projected Value of Allocated Amount	Shortfall	Lumpsum Investment Required	SIP Investment Required
Retirement	26,70,904.06	8,79,23,364.08	-3,34,17,736.88	-10,15,151.89	-10,302.89
Vehicle	1,86,062.75	5,77,882.67	1,62,239.47	82,236.77	705.27
Vacation	5,05,006.26	8,01,381.46	4,63,937.56	2,92,359.36	5,041.41
Education	1,28,123.03	4,66,885.89	22,34,729.37	6,13,518.22	5,905.64
Education	16,02,177.70	62,21,704.87	-28,91,557.85	-7,44,617.37	-8,410.41
Total	50,92,273.79	9,59,91,018.97	-3,34,48,388.33	-8,01,654.91	-7,060.97

Unallocated Amount : Rs. 2,21,66,157.36

Risk Profiling

Maintain Compliance around Investment decisions by understanding your Clients better.
Configure your own Risk Profile Questionnaire or use our default one.

We have provided below a set of default questions for Risk profile Questionnaire. You may choose to edit and create your own set of questions

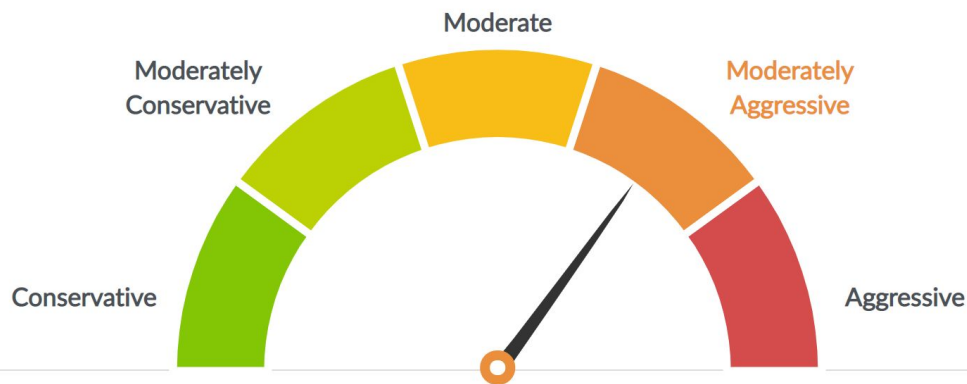
		Validity Period (months)
		<input type="text" value="12"/>
Question 1		
<input type="text" value="How old are you?"/>		
Option 1		Score
<input type="text" value="Above 60 Years"/>		<input type="text" value="1"/>
Option 2		Score
<input type="text" value="Between 45 - 60 Years"/>		<input type="text" value="2"/>
Option 3		Score

Risk Profile and Score mapping

Conservative for Score $\leq x$	<input type="text" value="18"/>
Moderately Conservative for Score $> x$ and $\leq y$	<input type="text" value="18"/> <input type="text" value="25"/>
Moderate for Score $> y$ and $\leq z$	<input type="text" value="25"/> <input type="text" value="31"/>
Moderately Aggressive for Score $> z$ and $\leq v$	<input type="text" value="31"/> <input type="text" value="40"/>
Aggressive for Score $> v$	<input type="text" value="40"/>

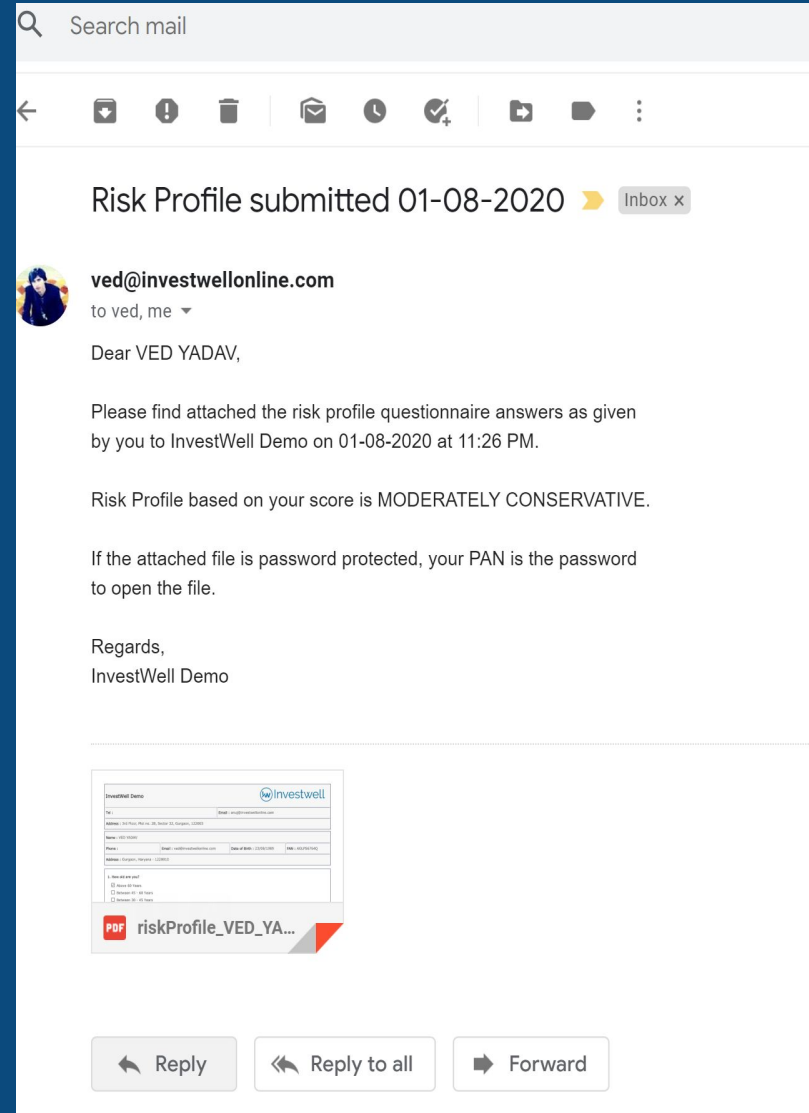
After client completes the questionnaire, a Risk Profile is assigned to them and Email will be sent to them.

Your Risk Profile is Moderately Aggressive




Valid upto 15-07-2021

[Renew Risk Profile](#)




CAS Import

- Import Portfolio of prospects to create a Comprehensive Portfolio Plan of Action
- Import held away investments of existing clients



Consolidated Account Statement

01-Apr-1972 To 16-Dec-2019



Email Id: venksmi@gmail.com

Venkateshwar Moorthy

E13/14, PUNARYASHI SECTOR-3
SRISHTI
MIRA ROAD EAST
THANE - 401107
Maharashtra
India
Phone Res: 91
Mobile: +919820399610

This Consolidated Account Statement is brought to you as an investor friendly initiative by CAMS, Karvy, and FTAMIL, and lists the transactions, balances and valuation of Mutual Funds in which you are holding investments. The consolidation has been carried out based on the email id entered by you. If you have not entered a PAN Number and if the email id is common to several members of your family, this statement will consolidate all those investments as well.

If you find any folios missing from this consolidation, you have not registered your email id against those folios.

Date	Transaction	Amount (INR)	Units	Price (INR)	Unit Balance
------	-------------	-----------------	-------	----------------	-----------------

Aditya Birla Sun Life Mutual Fund

Folio No: 10 0	PAN: AS	KYC: OK PAN: OK
B292G-Aditya Birla Sun Life Focused Equity Fund - Growth-Regular Plan (formerly known as Aditya Birla Sun Life Top 100 Fund) (Advisor: ARN-10774)		
Registrar : CAMS		

Opening Unit Balance: 0.000

23-Oct-2005	***Registration of Nominee***				
24-Oct-2005	NFO Purchase	30,000.00	2,933.985	10.2250	2,933.985
28-Oct-2009	***Pan Change***				

Business Analytics

- AUM Report
- SIP Summary
- Cashflow analysis
- Business Alerts - SIP Upcoming, FD Maturity, FMP Maturity, Insurance Renewals
- Security Exposure
- Variance in Allocation - For Asset Rebalancing
- Redemption Simulation
- Change of Broker

AUM Report

- Report AUM as on any past date
- Group By Fund
- Group By Scheme
- Group By Scheme Category
- Group By Registrar
- Group By RM/Sub Broker
- Group By Family head and Investor
- Drilldown any Group By to Clients level
- Excel export available

AUM Report - Fund wise

Business Analytics / AUM Reports



04-07-2019

Mutual Fund Share & Bond



Group By

Filter

Fund

Add a filter

Fund	Debt (₹)	Equity (₹)	Liquid and Ultra Short (₹)	Other (₹)	Arbitrage (₹)	Total (₹)	Allocation (%)
Total	43,81,29,283	1,81,60,88,642	24,09,12,461	1,46,65,352	7,78,13,449	2,58,76,09,187	100.00
HDFC Mutual Fund	3,63,61,333	39,59,25,115	16,17,02,635	3,24,596	60,95,183	60,04,08,862	23.20
ICICI Prudential Mutual Fund	9,53,22,024	31,11,77,991	57,06,797	9,78,451	0	41,31,85,263	15.97
Franklin Templeton Mutual Fund	12,74,19,089	12,55,94,710	2,87,14,234	84,65,500	0	29,01,93,533	11.21
Aditya Birla Sun Life Mutual Fund	6,36,45,692	16,39,33,839	37,22,511	3,71,644	6,45,395	23,23,19,081	8.98
Axis Mutual Fund	1,71,41,069	14,68,35,988	60,83,311	10,43,734	1,00,65,077	18,11,69,179	7.00
Reliance Mutual Fund	3,37,77,340	8,96,11,367	41,26,194	8,39,145	4,12,56,732	16,96,10,778	6.55

AUM Report - Scheme wise

Drill Down

Fund : ICICI Prudential Mutual Fund x Clear All x

Scheme	Debt (₹)	Equity (₹)	Liquid and Ultra Short (₹)	Other (₹)	Arbitrage (₹)	Total (₹)	Allocation (%)
Total	9,53,22,024	31,11,77,991	57,06,797	9,78,451	0	41,31,85,263	100.00
ICICI Pru - Balanced Advantage Fund Reg (G)	0	8,52,99,426	0	0	0	8,52,99,426	20.64
ICICI Pru - Value Discovery Fund (G)	0	6,34,87,359	0	0	0	6,34,87,359	15.37
ICICI Pru - Bluechip Fund Reg (G)	0	5,99,69,456	0	0	0	5,99,69,456	14.51
ICICI Pru - Regular Savings Fund (G)	3,11,79,367	0	0	0	0	3,11,79,367	7.55
ICICI Pru - Floating Interest Fund (G)	2,92,01,809	0	0	0	0	2,92,01,809	7.07
ICICI Pru - Credit Risk Fund Reg (G)	1,84,73,233	0	0	0	0	1,84,73,233	4.47
ICICI Pru - Bluechip Fund Reg (D)	0	1,75,48,127	0	0	0	1,75,48,127	4.25
ICICI Pru - Value Fund Sr 13 Reg (D)	0	1,21,92,959	0	0	0	1,21,92,959	2.95
ICICI Pru - Growth Fund Series 1 Reg (D)	0	98,42,715	0	0	0	98,42,715	2.38
ICICI Pru - Growth Fund Series 2 Reg (D)	0	81,41,419	0	0	0	81,41,419	1.97
ICICI Pru - Value Fund Sr 19 Reg (G)	0	75,61,260	0	0	0	75,61,260	1.83
ICICI Pru - Balanced Advantage Fund Reg (D)	0	74,57,992	0	0	0	74,57,992	1.80
ICICI Pru - Equity & Debt Fund (G)	0	67,81,008	0	0	0	67,81,008	1.64
ICICI Pru - Medium Term Bond (G)	65,86,685	0	0	0	0	65,86,685	1.59
ICICI Pru - Manufacture in India Fund Reg (G)	0	61,37,208	0	0	0	61,37,208	1.49

AUM Report - Client wise

Drill Down

Fund : ICICI Prudential Mutual Fund x » Scheme : ICICI Pru - Balanced Advantage Fund Reg (G) x Clear All x

Investor	Debt (₹)	Equity (₹)	Liquid and Ultra Short (₹)	Other (₹)	Arbitrage (₹)	Total (₹)	Allocation (%)
Total	0	8,52,99,426	0	0	0	8,52,99,426	100.00
M	0	45,12,857	0	0	0	45,12,857	5.29
E	0	43,78,647	0	0	0	43,78,647	5.13
P	0	33,01,610	0	0	0	33,01,610	3.87
A	0	29,26,648	0	0	0	29,26,648	3.43
SI	0	28,46,727	0	0	0	28,46,727	3.34
S	0	25,22,109	0	0	0	25,22,109	2.96
A	0	23,99,966	0	0	0	23,99,966	2.81
D	0	23,75,386	0	0	0	23,75,386	2.78
B	0	22,28,291	0	0	0	22,28,291	2.61
S	0	21,23,392	0	0	0	21,23,392	2.49
SI	0	21,03,708	0	0	0	21,03,708	2.47
SI	0	19,33,587	0	0	0	19,33,587	2.27
A	0	19,22,156	0	0	0	19,22,156	2.25
J	0	16,71,218	0	0	0	16,71,218	1.96
M	0	14,46,037	0	0	0	14,46,037	1.70
ANUSHREE RAJENDRA GOSAVI	0	14,23,615	0	0	0	14,23,615	1.67
Neemuchwala Abdul Husen Mubarakali	0	13,75,379	0	0	0	13,75,379	1.61

SIP Mining report

- Currently Running SIPs
- Due for Maturity SIPs
- Prematurely Terminated SIPs
- Forthcoming SIP Instalments
- Procured SIPs

SIP Mining report

Business Analytics / SIP Mining

Report Configuration

Mode :
☒ Currently Running ☐ Forthcoming ☐ Prematurely Terminated ☐ Procured ☐ Due for Maturity

Type :
☒ SIP ☐ STP ☐ SWP

Detail ☒ Summary Registration Date ☒ Start Date

View Type:
☒ On Screen ☐ XLS

Apply

SIP Mining report

Business Analytics / SIP Mining



Mode

Type

Currently Running

SIP

4 Modes Available

SIP, STP or SWP report

Detail ☒ Summary

Scheme	Folio	Investor	Start Date	End Date	Next Date	Amount (₹)	Frequency	Registration Code	Relationship Manager	Sub Broker
Franklin - India Bluechip Fund (G)	038	SWAT	03-04-2012	10-04-2022	10-06-2019	15,000	monthly	PT25025327	AR	Not Available
Franklin - India Bluechip Fund (G)	038	LALIT	03-10-2012	10-10-2050	10-06-2019	3,000	monthly	PT26535435	AR	Not Available
Franklin - India Bluechip Fund (G)	038	SHIVA	06-02-2015	10-02-2050	10-06-2019	1,000	monthly	PT38403250	AR	Not Available
Franklin - India Bluechip Fund (G)	038	AVAN	09-09-2015	10-12-2050	10-06-2019	3,000	monthly	PT41564458	AR	Not Available
Franklin - India Prima Fund (G)	036	SHAIL	09-06-2016	10-12-2099	10-06-2019	2,500	monthly	PT46201958	AR	Not Available
Franklin - India Taxshield (G)	034	MAXI	07-10-2015	10-12-2050	10-06-2019	2,000	monthly	PT41878684	AR	Not Available

SIP Summary



Business Analytics / SIP Mining

Finnovators  

Mode

Type






Group By

 Currently Running 

 SIP 

 Fund 

Detail  Summary

Fund 	No. of SIPs 	Amount (₹) 	No. of SIP Investors 	Avg Amount per Investor 
Total	2581	1,64,18,574	899	18,263
Aditya Birla Sun Life Mutual Fund	159	10,48,750	140	7,491
Axis Mutual Fund	270	14,10,000	228	6,184
Canara Robeco Mutual Fund	2	18,000	2	9,000
DSP Mutual Fund	219	11,31,750	186	6,085
Edelweiss Mutual Fund	88	8,88,500	88	7,188

Cashflow Analysis

Business Analytics / Cash Flow



01-07-2019 - 18-07-2019

Mutual Fund

Share & Bond

Group By

Filter

Fund

Add a filter

Fund	Investment (₹)	Switch In (₹)	Redemption (₹)	Switch Out (₹)	Dividends Payout (₹)	Net Investment (₹)
Total	4,26,61,417	12,27,722	1,05,35,204	12,22,711	769	3,21,30,455
Aditya Birla Sun Life Mutual Fund	13,65,750	30,000	23,93,793	30,000	0	-10,28,043
Axis Mutual Fund	48,41,000	1,96,000	5,62,506	1,95,998	0	42,78,495
Canara Robeco Mutual Fund	38,000	0	0	0	0	38,000
DSP Mutual Fund	8,89,250	3,296	4,05,210	3,296	0	4,84,040
Edelweiss Mutual Fund	23,63,000	63,000	0	62,999	0	23,63,001
Franklin Templeton Mutual Fund	24,32,998	15,749	2,41,243	15,750	0	21,91,754
HDFC Mutual Fund	1,12,08,697	53,969	50,001	48,968	0	1,11,63,697
ICICI Prudential Mutual Fund	44,78,000	1,19,865	56,39,733	1,19,866	0	-11,61,734

Security Exposure

Report Configuration

Type name of security :

Infosys



Filter:

Funds

All

Scheme type

Both

Report Type:

☒ Scheme Exposure ☐ Client Exposure

View Type:

☒ On Screen ☐ XLS

Apply

Scheme	Security Name	Scheme Corpus (Cr.)	Security (%)	Exposure Amount (Cr.)
Total		10,68,048.00		44,058.65
SBI - ETF Nifty 50	Infosys	66,362.00	5.34	3,543.73
HDFC - Balanced Advantage Fund	Infosys	44,497.00	6.65	2,959.05
ICICI Pru - Bluechip Fund Ins	Infosys	25,025.00	6.13	1,534.03
ICICI Pru - Bluechip Fund	Infosys	25,025.00	6.13	1,534.03
SBI - ETF Sensex	Infosys	23,508.00	6.31	1,483.35
HDFC - Equity Fund	Infosys	23,737.00	5.95	1,412.35
ICICI Pru - Value Discovery Reg	Infosys	15,188.00	8.94	1,357.81

Brokerage Income report

Group By Fund, Scheme, Scheme category and use a wide variety of filters to track and reconcile your Brokerage received from AMCs

Brokerage

- Report Type

+ Filter

+ Export

01-10-2019

-

31-10-2019

Go

☒ Fund

☐ Scheme

☐ Category

☐ Transaction

☐ Relationship Manager

☐ Sub Broker

☐ Family Head

☐ Client

Apply

Fund	Upfront	Trail	Incentive	Transaction Charges	Gross Amount
Total	0	17,632.04	0	0	17,632.04
Aditya Birla Sun Life Mutual Fund	0	4,402.93	0	0	4,402.93
Canara Robeco Mutual Fund	0	16.11	0	0	16.11
DSP Mutual Fund	0	1,041.18	0	0	1,041.18
HDFC Mutual Fund	0	1,262.29	0	0	1,262.29
ICICI Prudential Mutual Fund	0	1,863.97	0	0	1,863.97
Kotak Mutual Fund	0	2,672.49	0	0	2,672.49
L&T Mutual Fund	0	1.76	0	0	1.76
Mirae Asset Mutual Fund	0	2,919.05	0	0	2,919.05
Nippon India Mutual Fund	0	1,700.54	0	0	1,700.54
SBI Mutual Fund	0	958.04	0	0	958.04
Tata Mutual Fund	0	483.52	0	0	483.52
UTI Mutual Fund	0	310.17	0	0	310.17

Month wise Brokerage analysis

Group By Fund, Scheme, Scheme category and use a wide variety of filters to track and reconcile your Brokerage received from AMCs




Brokerage / Analysis



Settings



Report Configuration

Fund  	May'20 	Apr'20 	Mar'20 	Feb'20 	Jan'20 	Dec'19 	Nov'19 	Oct'19 	S
Total	30,128	33,575	35,536	36,132	34,244	32,345	31,361	29,353	
Aditya Birla Sun Life Mutual Fund	8,593	9,129	10,591	12,208	12,152	11,628	11,305	10,377	
Axis Mutual Fund	1,884	1,965	2,068	2,174	1,842	1,691	1,651	1,479	
DSP Mutual Fund	628	730	847	910	868	835	810	691	
Franklin Templeton Mutual Fund	36	42	50	56	56	55	45	54	
HDFC Mutual Fund	931	1,016	1,064	1,264	1,357	1,295	1,286	1,186	
ICICI Prudential Mutual Fund	9,448	9,886	11,180	9,957	11,115	10,609	9,943	8,393	
IDBI Mutual Fund	0	0	111	0	0	107	0	0	
IDFC Mutual Fund	0	0	0	0	0	0	6	12	
ITI Mutual Fund	586	643	735	630	0	0	0	0	

Custom Portfolio reports

Choose from a variety of Portfolio report sections and make your own custom report. Include scheme benchmark return and blended benchmark return to showcase your superior performance.

Evaluation Date

27-01-2020

USER(S)

Family Head

Investor

Choose Sections

☒ Executive Summary

Order

1

☒ Investment Snapshot

Order

4

☒ Transaction Statement

Order

7

☒ Asset Analysis

Order

2

☒ Portfolio Summary

Order

5

☒ Folio Details

Order

8

☒ Holding Analysis

Order

3

☒ Unrealized Capital Gain

Order

6

Choose Product

☒ Mutual Fund

☒ Other Assets

☒ Shares & Bond

☒ Fixed Deposit

Display Option

☐ Hide Folio No.

Data Option

Active Folios

☒ All Folios

☐ Benchmark Return

Transaction Statement Period

27-12-2019

-

27-01-2020

[Download Report](#)

Utilities

- Scheme Compare
- Growth Calculator
- Top Schemes
- Latest Factsheets of all schemes
- Task Manager
- Rolling Return Calculator
- Model Portfolio
- Investment Calculators
- Downloadable Forms
- Market Data

Scheme Compare

Choose schemes from entire scheme universe or from a client's portfolio and run multiple types of analysis on them.

Dashboard

Clients

Folio Lookup

Invest Online

Utilities

Top Schemes

Rolling Return Calculator

Task Manager

Goal Planner

Model Portfolio

Calculators

Forms

Market Data

Scheme Compare

Transactions View

Insurance

Business Analytics

Data Management

Equity / Sub Category

Equity: ELSS

Search

Search Scheme... GO

☐ Available Schemes

☐ Tata - India Tax Saving Fund Reg (G)

☐ Taurus - Tax Shield (G)

☐ Franklin - India Taxshield (G)

☐ UTI - Long Term Equity Fund (G)

☐ HSBC - Tax Saver Equity Fund (G)

☐ BNP Paribas - Long Term Equity Fund (G)

☐ Quantum - Tax Saving Fund Reg (G)

☐ ...

>

<

☐ Family Head ☐ Client ☐ Scheme Model

Select Family Head

Select Family Head

Selected Schemes

☐ Aditya Birla SL - Tax Relief 96 Fund ELSS Reg (G)

☐ DSP - Tax Saver Fund Reg Fund (G)

☐ ICICI Pru - Long Term Equity Fund Reg (G)

☐ Nippon India - Tax Saver (G)

Clear List

Trailing Returns

Rolling Returns

Growth Calculator

☒ Lumpsum ☐ SIP

NAV Date

17-08-2020

Show

View XIRR of your investment in a specific period across chosen schemes

Trailing Returns Rolling Returns Growth Calculator



Amount Invested

1000

From Date

17-08-2019

To Date

17-08-2020

☐ As Monthly SIP

Show



Scheme

Start NAV

End NAV

Closing Value

Absolute Return (%)

XIRR (%)

Aditya Birla SL - Tax Relief 96 Fund ELSS Reg (G)

28.96

31.08

1,073

7.32

7.30

DSP - Tax Saver Fund Reg Fund (G)

46.67

47.89

1,026

2.61

2.60

Rolling return calculator

Rolling Return



Scheme	Return %				Return Consistency (% of times)					
	Average	Median	Maximum	Minimum	Less than 0%	0-8%	8-12%	12-15%	15-20%	Greater Than 20%
ICICI Pru - Smallcap Fund Reg (G)	8.34	8.36	50.67	-28.03	35.02	14.14	8.53	7.07	7.01	28.17
Axis - Small Cap Fund Reg (G)	14.01	13.88	77.93	-10.80	16.67	20.09	10.44	6.06	15.15	31.31
HDFC - Small Cap Fund (G)	14.03	11.55	66.45	-19.58	31.54	10.55	8.08	3.03	5.61	41.13
DSP - Small cap Fund Reg (G)	14.47	15.13	106.98	-28.29	32.10	7.97	4.83	5.05	12.23	37.77
Aditya Birla SL - Small Cap Fund Reg (G)	12.12	14.02	65.92	-28.41	32.94	8.47	4.66	6.34	8.19	39.34

Top Schemes

<div>Dashboard</div> <div>Investor Lookup</div> <div>Folio Lookup</div> <div>Invest Online</div> <div>Utilities</div> <div>Top Schemes</div> <div>Rolling Return Calculator</div> <div>Task Manager</div> <div>Transactions</div> <div>Business Analytics</div> <div>Data Management</div> <div>iMail</div>	Search Scheme		Filter		Returns <input checked="" type="checkbox"/> Ratio					
	<input type="text" value="Search Scheme"/>		<input type="text" value="Select Filter"/>				Customize <input type="button" value="+"/>		Absolute <input checked="" type="checkbox"/> Annualised	
	Scheme	AUM (cr)	6 Month	1 Year	3 Year	5 Year	10 Year	Since Inception	Launch Date	Rating
	HSBC - Brazil Fund (G)	25	3.76	37.36	14.07	-0.07	0	-1.00	06-05-2011	NA
	Reliance - Nivesh Lakshya Fund (G)	427	12.50	23.25	0	0	0	22.54	06-07-2018	NA
	IDFC - G Sec Constant Maturity Plan (G)	37	11.31	21.10	11.24	10.86	8.50	6.69	09-03-2002	NA
	ICICI Pru - Constant Maturity Gilt Fund Reg (G)	60	9.61	17.75	9.94	0	0	10.67	12-09-2014	NA
	IDFC - G Sec Inv Plan Reg (G)	422	10.01	17.46	9.66	10.10	8.86	8.52	01-12-2008	★★★★★
	SBI - Banking & Financial Services Fund Reg (G)	776	13.32	17.33	20.17	0	0	15.41	26-02-2015	★★★★★
	Reliance ETF Long Term Gilt	26	9.22	17.19	8.61	0	0	8.62	05-07-2016	NA
	ICICI Pru - Long Term Bond Fund (G)	704	9.83	16.82	9.60	10.05	7.98	9.18	09-07-1998	NA
	SBI - Magnum Constant Maturity Fund Reg (G)	430	9.39	16.71	10.78	10.84	9.13	8.09	23-12-2000	NA
	Reliance - Gilt Sec Fund (G)	962	9.39	16.56	10.14	10.88	8.57	9.35	04-07-2003	★★★★★
	Edelweiss - Dynamic Bond Fund Reg (G)	50	9.70	16.01	8.01	8.19	7.14	6.84	27-06-2008	NA
	Tata - Gilt Securities Fund (G)	232	8.87	15.94	7.99	9.02	7.61	9.01	06-09-1999	★★★★★

Factsheets

View in depth factsheet on the screen or download a quick summary in PDF format



Launch Date : 25-04-2000

Aditya Birla SL - Balanced Advantage Fund (G)

Category: Hybrid: Dynamic Asset | Benchmark: CRISIL Hybrid 50+50 Moderate Index | Scheme Type: Open-Ended | Fund Manager: Lovelish Solanki

1Y 2Y 3Y 4Y 5Y



Scheme Profile

Corpus (Cr.) 2630	52 Week High 56.43 (14-01-2020)
Current Nav 45.77 (27-03-2020)	52 Week Low 49.89 (19-02-2019)



General

Exit Load For units in excess of 15% of the investment, 1% will be charged for redemption within 365 days	Expense Ratio 2.02
--	-----------------------



Composition (%)

Equity 70.75	Debt 20.77	Others 8.43
-----------------	---------------	----------------



Volatility Measures

Alpha -2.14	Sharp Ratio -0.08	Mean 5.15
Beta	Std. Deviation	

Trailing Returns (%)

Abs Ret for <=1 Yr & CAGR for >1 Yr

1 M	3 M	6 M	1 Y	2 Y	3 Y	5 Y	10 Y
15.48	17.74	15.24	13.61	4.07	1.08	4.69	6.81

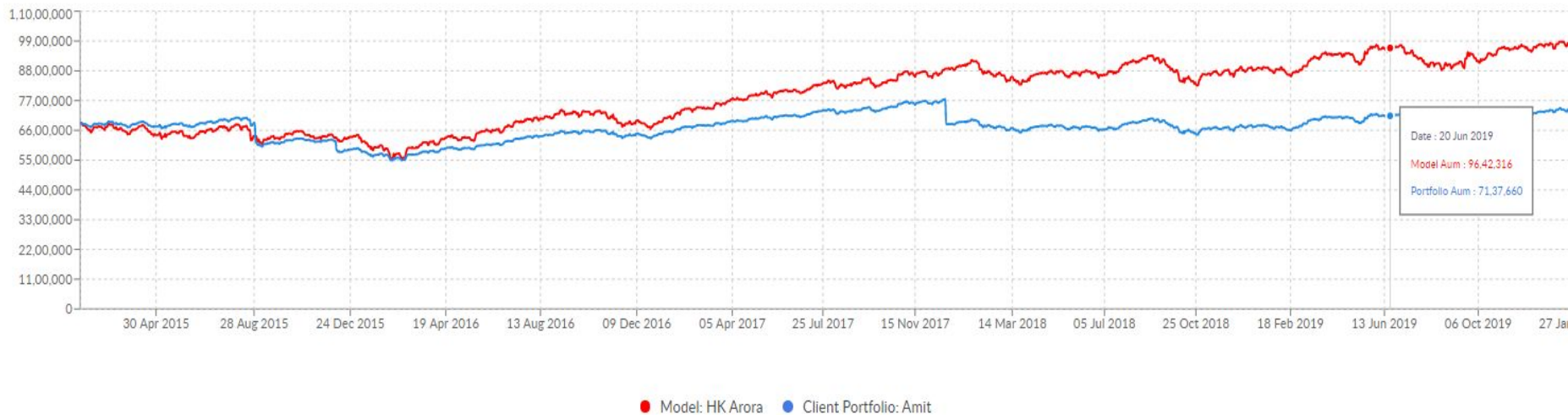
Calendar Year Returns (%)

Model Portfolio - Compare

Period

5 Yr

Compare With Model



Task Manager

Utilities / Task Manager



- Dashboard
- Investor Lookup
- Folio Lookup
- Invest Online
- Utilities
- Top Schemes
- Rolling Return Calculator
- Task Manager
- Transactions
- Business Analytics
- Data Management

Select View

All Tasks

Search Task Name...

Create Task

Task Name	Assigned To	Client	Priority	Status	Action Date	Create Date	Actions
Change Of Bank	Investor Lookup		low	Close	09-01-2019	09-01-2019	
testing purpose	Investor Lookup	Dr Badr Prasad Mansani	medium	Open	01-01-2019	09-01-2019	

2 rows visible out of 2.

1

Model Portfolio - Portfolio Analysis

Portfolio growth chart

Back tested performance over last 5 years



Trailing Return

Short Term

Scheme Name	Category	Holding %	1 Year			3 Years		
			Return %	Quartile Rank	MF Peer Rank	Return %	Quartile Rank	MF Peer Rank
Can Robeco - Emerging equities Reg (G)	Equity: Large and Mid Cap	16.67	16.48	B	24	13.27	A	11
Franklin - India Smaller Companies Fund (G)	Equity: Small Cap	16.67	2.68	D	89	3.81	B	30
Invesco - India Contra Fund (G)	Equity: Contra	16.67	13.31	D	4	13.41	D	4
Edelweiss - Mid Cap Fund Reg (G)	Equity: Mid Cap	16.67	16.30	A	16	10.68	A	15
Mirae - Asset Great Consumer Fund Reg (G)	Equity: Thematic	16.67	17.19	A	20	18.07	A	3
L and T - India Value Fund (G)	Equity: Value	16.67	11.93	B	14	7.78	B	14

Long Term

Scheme Name	Category	Holding %	5 Years			10 Years		
			Return %	Quartile Rank	MF Peer Rank	Return %	Quartile Rank	MF Peer Rank
Can Robeco - Emerging equities Reg (G)	Equity: Large and Mid Cap	16.67	11.75	A	6	18.47	A	1
Franklin - India Smaller Companies Fund (G)	Equity: Small Cap	16.67	6.66	A	18	15.02	A	3
Invesco - India Contra Fund (G)	Equity: Contra	16.67	10.24	C	3	13.04	A	1
Edelweiss - Mid Cap Fund Reg (G)	Equity: Mid Cap	16.67	8.93	B	21	16.05	A	3
Mirae - Asset Great Consumer Fund Reg (G)	Equity: Thematic	16.67	12.01	A	2	0.00	B	32
L and T - India Value Fund (G)	Equity: Value	16.67	9.48	A	5	14.39	A	1

Investor Dashboard



Current Value

₹ 3,62,91,161

↑ 1 day Change ₹ 1,16,092.46



Gain

₹ 47,29,746



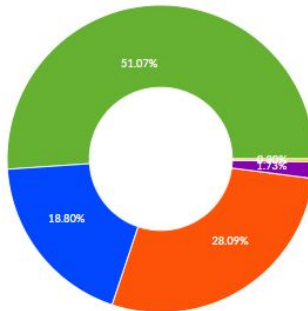
Absolute Return

14.99%

Actual Asset Allocation

[View more ▶](#)

- Equity
- Liquid and Ultra Short
- Debt
- Arbitrage
- Other



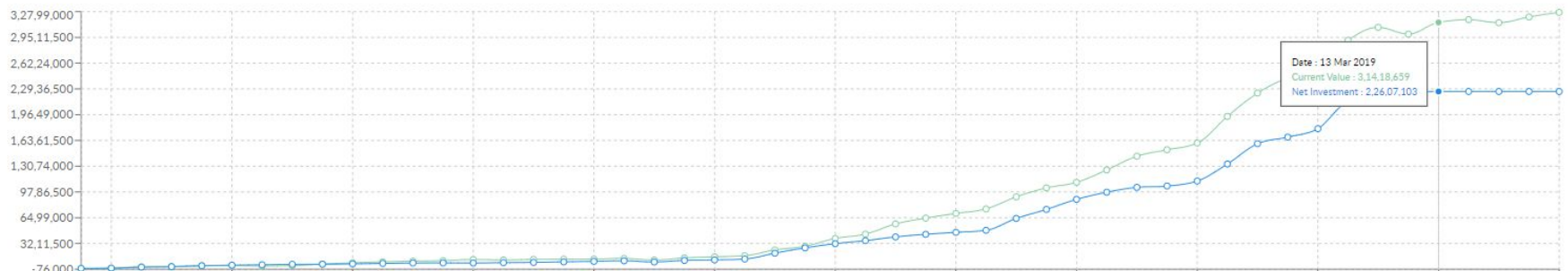
Recent Purchases Recent Redemptions

[View more ▶](#)

Date	Scheme	Type	Amount
11-01-2019	Franklin - India Equity Fund (G)	Systematic Transfer In	20,000.00
10-01-2019	Franklin - India Bluechip Fund (G)	SIP	10,000.00
10-01-2019	DSP - Equity Opp Fund Reg (G)	Systematic Transfer In	20,000.00
07-01-2019	DSP - Mid cap Fund Reg (G)	Systematic Transfer In	20,000.00
02-01-2019	Franklin - India Prima Fund (G)	Systematic Transfer In	20,000.00
01-01-2019	DSP - Small cap Fund Reg (G)	SIP	5,000.00
01-01-2019	HDFC - Mid Cap Opportunities Fund (G)	SIP	10,000.00
31-12-2018	SBI - M Tax Gain Reg (G)	SIP	7,000.00
28-12-2018	Franklin - India Taxshield (G)	SIP	7,000.00
28-12-2018	Aditya Birla SL - Frontline Equity Fund Reg (G)	Systematic Transfer In	35,000.00

Peeyush [Period : 15-05-2007 - 27-01-2020]

Period Since Inception ▼



NSE Online Investment

- Import all IINs previously created
- Create Mandates along with creating IIN
- Download and Upload Physical Mandates
- Do Video KYC for free for Non-KYC clients
- Map IIN into your ARN manually
- Transfer holdings from any other ARN by placing an exception switch order to NSE
- Order book of all orders placed by RM, Sub Broker and Client.

NSE Profile List

Invest Online / Profile List



Search Name

IIN Available



IIN Not Available

Total IIN: 1372



Active IIN: 1228



Pending IIN: 144

Enter IIN to Map

Submit


Create IIN

IIN No	NSE Name/PAN	Tax Status	Mode of Holding	Joint Name 1	Joint Name 2	Total Mandate Amount
5011709324	NO	Proprietorship	SINGLE	Not Available	Not Available	0
5011709698	KOT	Individual	SINGLE	Not Available	Not Available	0
5011648483	AN	Individual	SINGLE	Not Available	Not Available	0
5011709021	VIK	Proprietorship	SINGLE	Not Available	Not Available	0
5011706806	PRA	Individual	ANYONE / SURVIVOR	SAVITA PRAVIN JAGTAP	Not Available	0

NSE Investment

Order Application Form



Scheme : Axis - Small Cap Fund Reg
Folio : NEW
IIN : 5011648483 
First Holder of IIN : ANUJ JAIN

Transaction Type:

SIP ▼

Scheme Type :



Growth



Dividend Payout



Dividend Reinvestment

Frequency :

Monthly ▼

Installment Amount :

₹ 10000

SIP Debit Date :

2 ▼

SIP Start Date :

2 ▼

8 ▼

2019 ▼



Until Cancelled

Add To Cart

NSE Switch



Order Application Form



Scheme : Axis - Long Term Equity Fund (G)
Folio : 9C
IIN : 5C
First Holder of IIN : PF
Joint 1 Holder name : BI

Transaction Type:

Switch

Unit

Amount

Long Term	0	0
Short Term	2,175.0060	95,418.17
Total Balance	2,175.0060	95,418.17

Target Scheme :

Select Target Scheme

Add To Cart

Transfer Holdings

Switch from any folio no. into your ARN

Video KYC Status

Bulk Order

Transfer Holding

Utilities

Transactions View

Insurance

Business Analytics

Data Management

Email Scheduler

Comprehensive Portfolio

Brokerage

Portfolio Screener

Risk Profiling

Billing

Download the App

Select IIN:

Select	ARN	IIN	First Holders	Tax Status	Holding	Joint holders	Nominee
<input checked="" type="radio"/>	ARN-9	5011		Individual	ANYONE / SURVIVOR		

Select Fund :

Axis Mutual Fund

Scheme From :

Axis - Banking & PSU Debt

Scheme Type :

☒ Growth ☐ Dividend Reinvestment ☐ Dividend Payout

Scheme To :

Axis - Bluechip Fund

Scheme Type :

☒ Growth ☐ Dividend Reinvestment ☐ Dividend Payout

Choose ARN :

Select

Switch All Units

Folio :

123456123


BSE Online Investment

- Import all UCCs and Mandates previously created
- Multi ARN transaction supported
- Create Mandates along with creating UCC
- Do Video KYC for free for Non-KYC clients
- Order book of all orders placed

BSE Profile List

 Dashboard

 Investor Lookup

 Folio Lookup


 Invest Online

Profile List

Mandate List

My Orders

 Utilities

 Transactions

 Business Analytics

 Data Management

Search Name

UCC Available



UCC Not Available

Upload : Mandate List 

| UCC List 

 Active UCC: 30

 Incomplete AOF: 0

 Pending UCC: 5

Create UCC

ARN	UCC	BSE Name/PAN	Tax status	Mode of holding	Joint Name 1	Joint Name 2	Mandate Amount	
ARN-113150	IW10004806	Sharat chandra nayak / AIHPN0748H	Individual	Single	Not Available	Not Available	0	...
ARN-113150	IW10005232	Dinesh kumar / ARSPK5044P	Individual	Single	Not Available	Not Available	0	...
ARN-113150	IW10000322	Gyan prakash / AIAPP7912J	Individual	Single	Not Available	Not Available	6,00,000	...
ARN-113150	IW10004893	Sudip bhattacharya / AINPB4865D	Individual	Single	Not Available	Not Available	11,00,000	...
ARN-113150	IW10008644	Vikas sehgal / AATPS7029L	Individual	Single	Not Available	Not Available	0	...
ARN-113150	EL10011286	Niti duhoon / ALIPD0882A	Individual	Single	Not Available	Not Available	0	...
ARN-113150	IW10005960	Garima / CKFPG2809A	Individual	Single	Not Available	Not Available	11,00,000	...
ARN-113150	IW10010132	Monika rani / BFXPR7529J	Individual	Single	Not Available	Not Available	0	...
ARN-113150	IW10008023	Sapna ramani / AQGPR6240M	Individual	Single	Not Available	Not Available	0	...
ARN-113150	IW10004938	Sanjeev kumar / BBRPK1085N	Individual	Single	Not Available	Not Available	3,00,000	...


BSE Investment

See Long Term, Short bifurcation of units or Locked, Unlocked bifurcation in case of ELSS schemes.



Order Application Form



Scheme : Aditya Birla SL - Frontline Equity Fund Reg (G) 
UCC : IW10000322
Folio : 1018035293
First Holder UCC : Gyan Prakash

Transaction Type:

Switch ▼

	Unit	Amount
Long Term	0	0
Short Term	22.3970	5,044.03
Total Balance	22.3970	5,044.03

Target Scheme :

Aditya Birla SL - Income Fund Reg ▼

Scheme Type :

☒ Growth

Switch Type : ☒ Amount ☐ Unit ☐ All Unit

500

Place Order

Cancel

MFU Online Investment

- Import all CANs and Mandates previously created
- Multi ARN transaction supported
- Create Mandates along with creating CAN
- Do Video KYC for free for Non-KYC clients
- Auto order status update synced with MFU servers
- Order book of all orders placed

Feature Permissions

Switch on/off any menu from Investor portal or Advisor portal for office staff

Dashboard

Clients

Folio Lookup

Invest Online

Utilities

Transactions View

Insurance

Business Analytics

Data Management

Email Scheduler

Comprehensive Portfolio

Brokerage

Portfolio Screener

Risk Profiling

Billing

Features Permission

Settings | Feedback | FAQ

Go Back

BrokerClient

You may enable/disable transaction of given type for different levels. IFA will have access to all types of transactions.

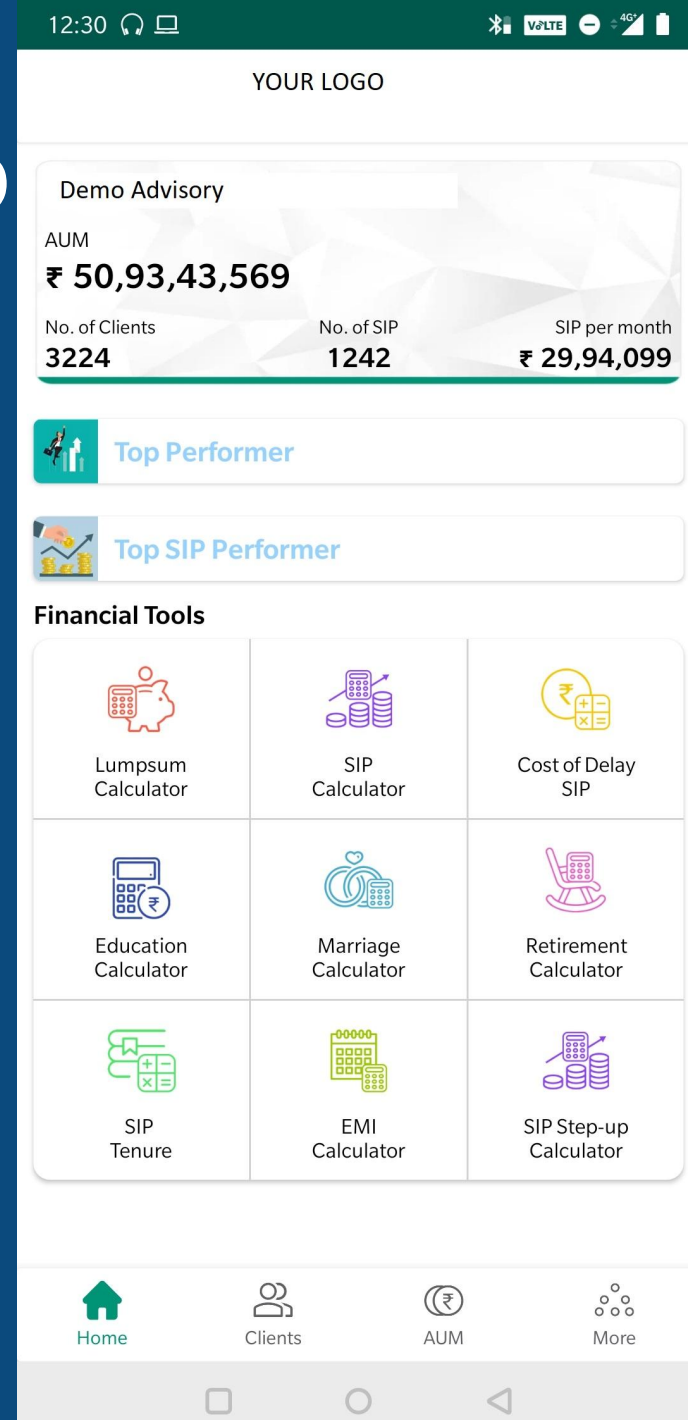
Feature	Family Head	Client
Report / Portfolio Valuation	<input checked="" type="checkbox"/>	<input checked="" type="checkbox"/>
Report / Portfolio Summary	<input checked="" type="checkbox"/>	<input checked="" type="checkbox"/>
Report / Allocation Analysis	<input checked="" type="checkbox"/>	<input checked="" type="checkbox"/>
Report / Capital Gain Realized	<input checked="" type="checkbox"/>	<input checked="" type="checkbox"/>
Report / Capital Gain Unrealized	<input checked="" type="checkbox"/>	<input checked="" type="checkbox"/>
Report / Redemption Simulation	<input type="checkbox"/>	<input type="checkbox"/>
Transactions	<input checked="" type="checkbox"/>	<input checked="" type="checkbox"/>
Insurance	<input checked="" type="checkbox"/>	<input checked="" type="checkbox"/>
My SIP's	<input checked="" type="checkbox"/>	<input checked="" type="checkbox"/>
My Folios	<input checked="" type="checkbox"/>	<input checked="" type="checkbox"/>
Goal Planner	<input checked="" type="checkbox"/>	<input checked="" type="checkbox"/>
Invest Online / New Investment	<input checked="" type="checkbox"/>	<input checked="" type="checkbox"/>
Invest Online / Additional Transaction	<input checked="" type="checkbox"/>	<input checked="" type="checkbox"/>
Invest Online / Cart	<input checked="" type="checkbox"/>	<input checked="" type="checkbox"/>

Flexible Email Scheduler

- Send Bulk Emails with Portfolio attached
- Create Custom report Email templates and Save them in the system
- Send Transaction statement, Capital Gain reports
- Schedule recurring emails
- Send Season Greetings or any General email
- Send Emails from your Email id

Android/iOS Mobile App

- All Users have access to Common App
- View Portfolio and Transactions of all Clients
- Custom app available separately



22:09

VOLTE

4G

Clients

A

Abc

PAN
ADIPK1656P

Family Head
Not Available

A

Ameesha Dharamshi

PAN
Not Available

Family Head
Not Available

A

Amit Kishore

PAN
PPPPA1234Z

Family Head
SANDEEP MAMGAIN

A

Anuj 2

PAN
AYNPJ1635M

Family Head
Not Available

A

Anuj Duplicate

PAN
ALMPM2484M

Family Head
Not Available

D

Deep

PAN
BEUPS2980R

Family Head
Not Available

D

Dev Kumar

PAN
CGXPK2379F

Family Head
Not Available

D

Dkg Davinder

PAN
AATDC8287E

Family Head
Not Available

Home

Clients

AUM

More

22:09

VOLTE

4G

AUM Report

Total
₹ 42,11,23,233

Debt
₹ 9,16,50,568

Equity
₹ 16,67,99,512

Liquid & Ultra short
₹ 8,56,57,499

Other
₹ 23,38,573

Arbitrage
₹ 4,50,99,448

Fund Name
Franklin Templeton Mutual Fund

Amount
₹ 8,39,08,187

Allocation
19.92%

Fund Name
ICICI Prudential Mutual Fund

Amount
₹ 8,02,50,729

Allocation
19.06%

Fund Name
HDFC Mutual Fund

Amount
₹ 5,17,88,287

Allocation
12.30%

Fund Name
Kotak Mutual Fund

Amount
₹ 3,27,07,750

Allocation
7.77%

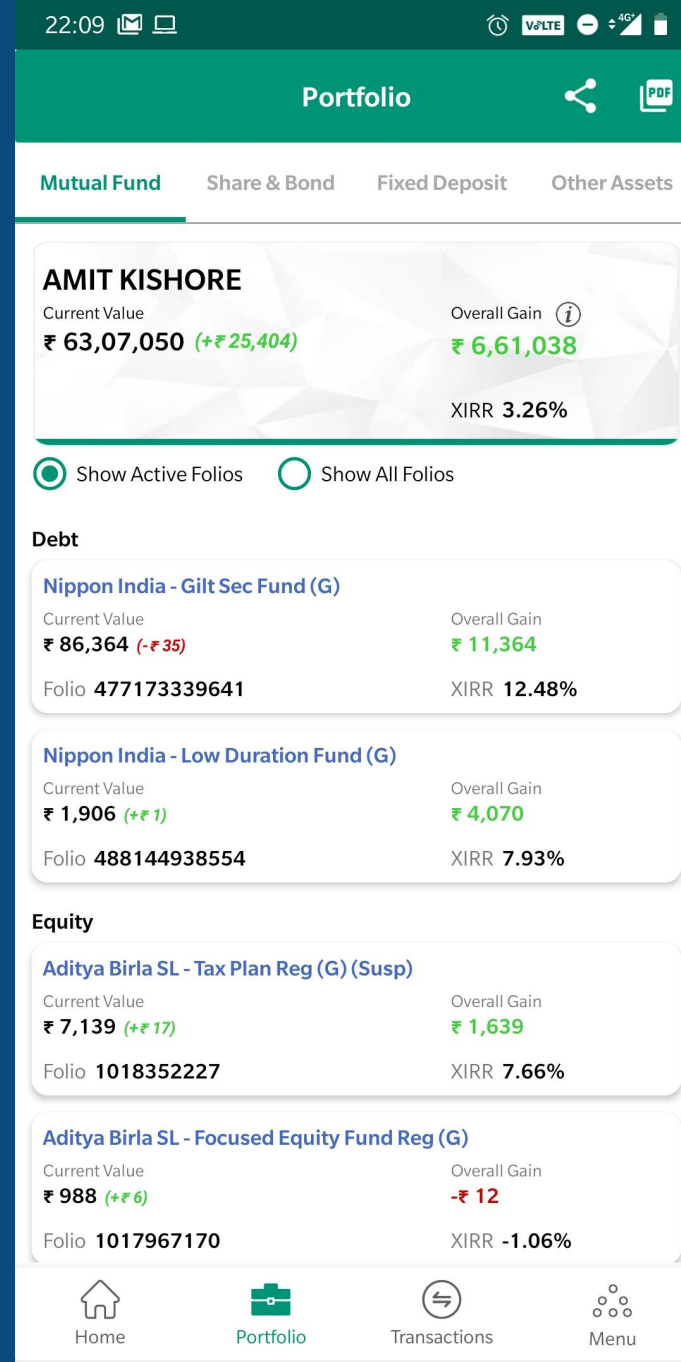
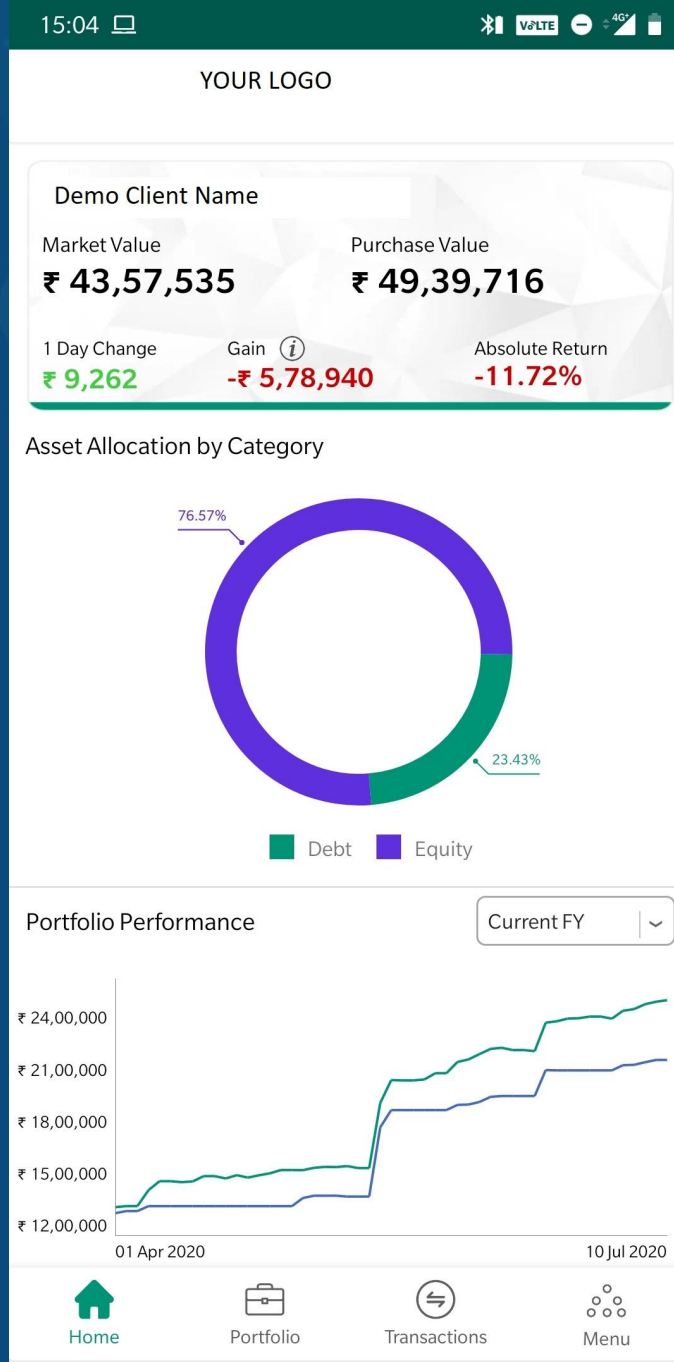
Fund Name
Nippon India Mutual Fund

Home

Clients

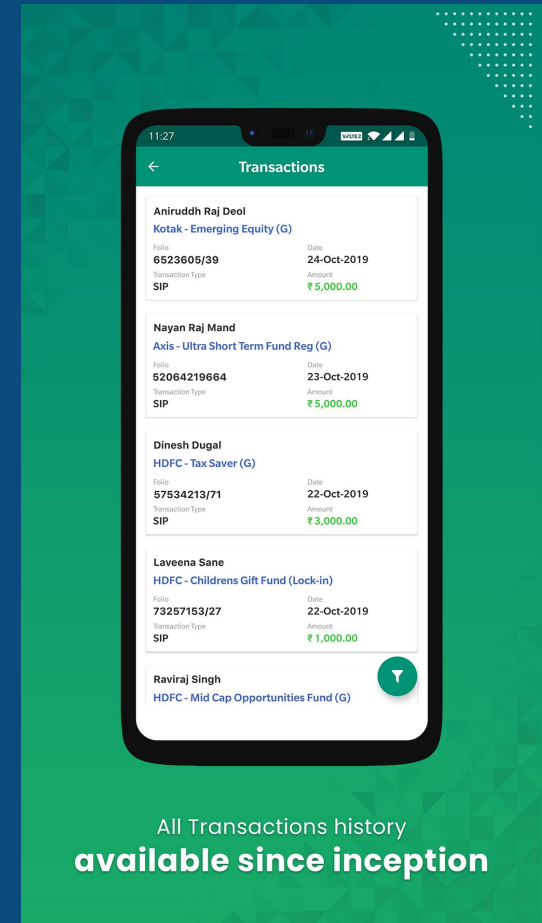
AUM

More



Android/iOS Mobile App

- View all transactions of all your clients since inception
- View SIP details and folio details



Insurance

- Life Insurance
- Health Insurance
- General Insurance
- Bulk upload all Insurance policies
- Attach and Store Policy Documents in Client's document vault, accessible by the client anytime

Shares/Bonds

- All Listed shares and Bonds can be added in any clients existing portfolio
- Bulk upload facility from Excel to import any tradebook of share broker
- Import Contract notes from a few share brokers in their format
- Auto calculation for Future and Past Dividends, Interest, Bonus and stock Split etc all taken care of by the system

Fixed Deposits

- All unlisted Bonds and Company FDs can be added in this module
- All types of FD options of Cumulative and Payout available
- All Frequencies of Compounding and Payout available
- Bulk upload through common excel format makes FD import very easy

Thank You!

For any information
Please contact at sales@investwellonline.com
www.investwellonline.com